

MODE D'EMPLOI
INSTALLATION INSTRUCTIONS

SHOKV1_NTALL (range)
vA_210525



SHOK

REFERENCES

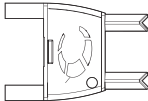


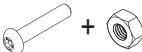
References	Designation
SHOKV1	Déclencheur manuel 1 contact Manual call point 1 contact
SHOKV2	Déclencheur manuel 2 contacts Manual call point 2 contacts
SHOKV3	Déclencheur manuel 2 contacts et Buzzer / LED Manual call point 2 contacts and Buzzer / LED
SHOKV4	Déclencheur manuel 2 contacts avec détection d'ouverture du capot et Buzzer / LED Manual call point 2 contacts with cover opening detection and Buzzer / LED

CARACTÉRISTIQUES TECHNIQUES - TECHNICAL SPECIFICATIONS

Caractéristiques générales du déclencheur manuel - General specifications of the manual call point

Tension d'alimentation / Operating voltage : 12-24V DC (+10%)
Consommation / Consumption : 12V DC - max. 45 mA / 24V DC - max. 62 mA
Pouvoir de coupure / Switching rate (C/NO/NC) : 250V AC - 5 A / 30V DC - 4 A
Indice de protection / IP rating : IP 40 (utilisation à l'intérieur uniquement / only for indoor use)
Section des conducteurs / Conductor's cross section : max 1 mm ²
Température de fonctionnement / Operating temperature : 0 / +50°C
Poids / Weight : 0,17 kg

KIT

<p>Clé de réarmement Reset Key</p> <p>x2</p>  <p>SHOK_K</p>	<p>Capot de protection Protective cover</p> <p>x1</p>  <p>SHOK_C</p>	<p>Vis du capot pour pose applique Cover screw for surface mounting</p> <p>x1</p> <p>K30x25</p> 	<p>Vis + écrou pour pose semi-encastrée Cover screw and nut for semi-flush mounting</p> <p>x1</p> <p>M3x16 M3</p> 
---	---	---	--



www.sewosy.com

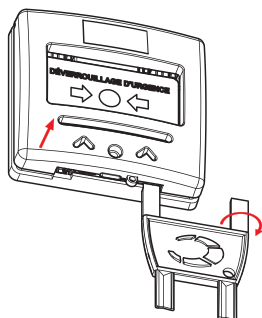
① Depuis la France : 0 891 89 95 97 (service 0,80 / min + prix appel) - ② From abroad: +33 (0)3 90 59 02 20

Les indications, photographies, images ou schémas présents sur cette notice n'engagent pas la société SEWOSY et n'ont aucune valeur contractuelle
The informations, photographs, images, drawings contained in this leaflet does not engage the responsibility of SEWOSY and have no contractual value

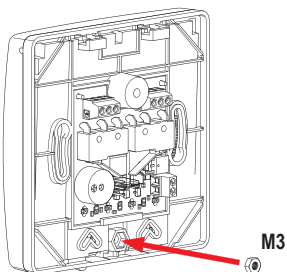


Montage semi-encastré / Semi-flush mounting

1

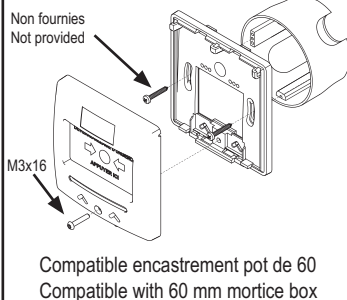


2

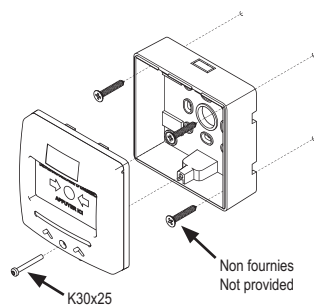


M3

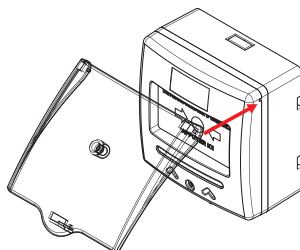
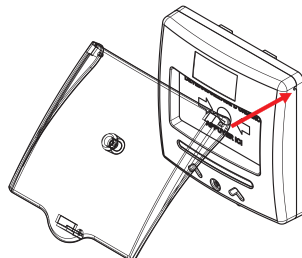
3



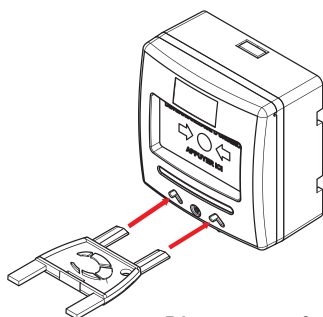
Montage applique / Surface mounting



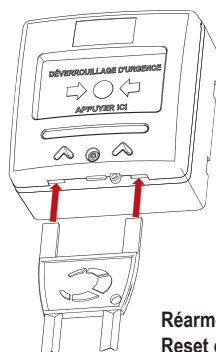
Mise en place du capot / Mounting of the cover

Montage applique
Surface mounted

Montage semi-encastré
Semi-flush mounted


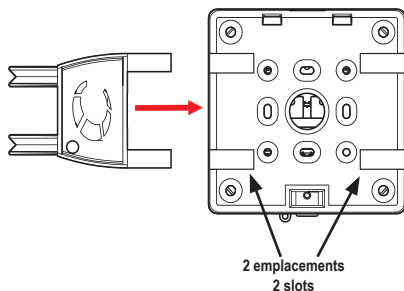
RÉARMEMENT DU DÉCLENCHEUR MANUEL / MANUAL CALL POINT RESET


Réarmement en façade
Front reset

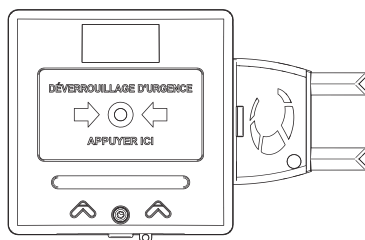
OU / OR


Réarmement par dessous
Reset on the bottom

1

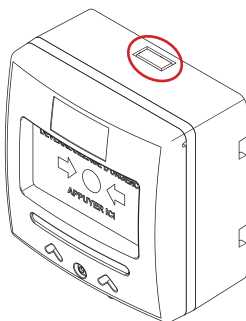


2

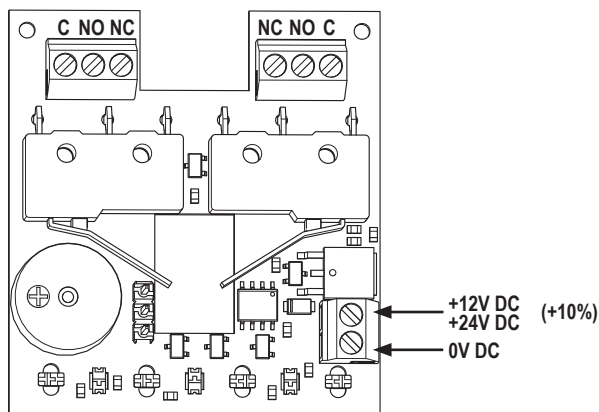
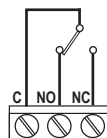
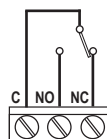


ENTRÉE GOULOTTE / CABLE DUCT

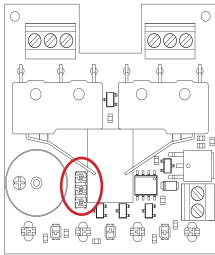
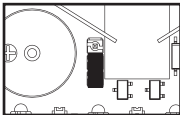
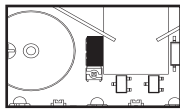
1

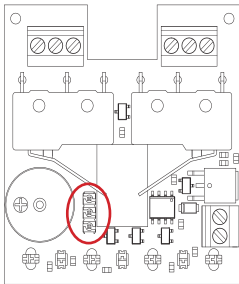
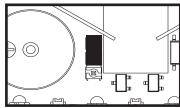
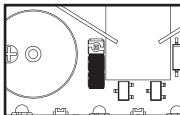
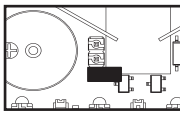


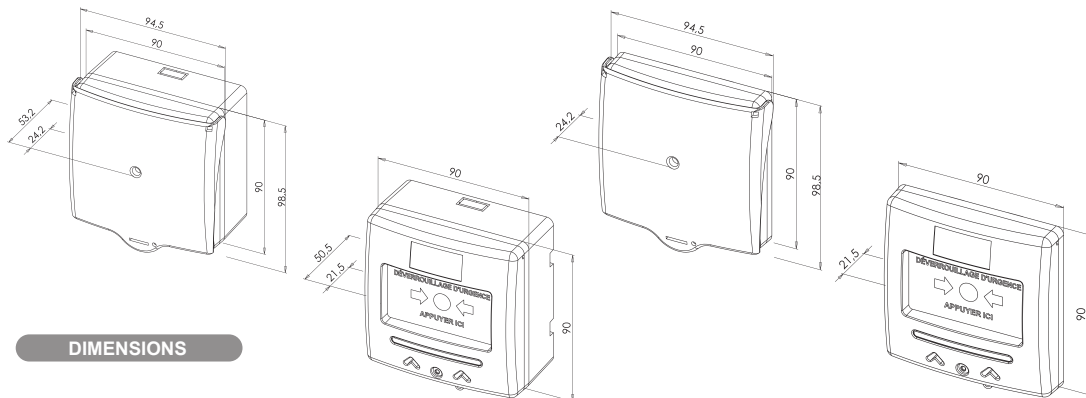
RACCORDEMENT - CONNECTION


Schéma du DM armé
Connecting whilst switched on

Schéma du DM désarmé (état d'origine)
Connecting whilst disarmed (factory setting)


La carte électronique est solidaire du déclencheur manuel. Ne pas l'enlever !
The electronic board is fixed to the manual call point. Do not remove it!

SHOKV3	Cavalier / Jumper	ÉTAT DU BUZZER / STATE OF THE BUZZER
		<p>Lors du déclenchement, le buzzer sonne en continu (ON - 70 dB) <i>When triggered, the buzzer sounds continuously (ON - 70 dB)</i></p>
		<p>Buzzer inhibé (OFF) <i>Buzzer disabled (OFF)</i></p>
ÉTAT DES LEDs / STATE OF THE LEDs		
Déclencheur armé / Call point switched on		Vert / Green
Déclencheur désarmé / Call point disarmed		Rouge / Red

SHOKV4	Cavalier / Jumper	ÉTAT DU BUZZER / STATE OF THE BUZZER
		<p>Lors de l'ouverture du capot, le buzzer sonne en discontinu (ON - 70 dB) <i>When the cover is opened, the buzzer sounds discontinuously (ON - 70 dB)</i></p>
		<p>Lors de l'ouverture du capot, le buzzer est inhibé (OFF) <i>When the cover is opened, the buzzer is disabled (OFF)</i></p>
		<p>Lors du déclenchement, le buzzer sonne en continu (ON - 70 dB) <i>When triggered, the buzzer sounds continuously (ON - 70 dB)</i></p>
ÉTAT DES LEDs / STATE OF THE LEDs		
Déclencheur armé / Call point switched on		Vert / Green
Déclencheur désarmé / Call point disarmed		Rouge / Red
Capot ouvert / Cover open		Blanc clignotant / Flashing white



DIMENSIONS